



# Materials and Finishes Maintenance


## Natural Marbles



Travertino




Oriental Portoro



Dark Emperador



Silver Dragon



Rainforest Green



Rainforest Brown

Our marbles are of natural stone and therefore have tones and veins that can vary, which make each piece unique and unimitable.

Each top is treated with silicon wax which is water repellent, that with time loses its effectiveness, for this reason we advise to repeat the process with wax for marble that you can easily find in a hardware store.

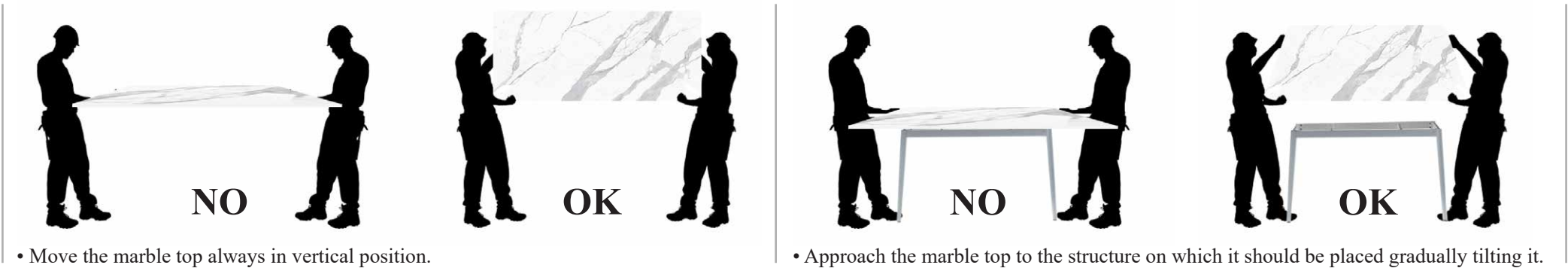
### Regular maintenance

For normal cleaning it will be sufficient to pass the surface with water and a neutral detergent or alcohol, ensure not to use detergents that are too aggressive (very high or very low Ph), and in particular to remember to dry immediately the top with a clean cotton cloth.

### Precautions

Avoid exposing the surface to chemical substances or solvents, in particular those for paints, that contain trichloroethylene or Methylene chloride, solvents for nails, ammonia or detergents that contain ammonia, brighteners, indelible pens or ink, oily soap, coffee, wine, oil or residues of food, like lemon or tomatoes.

If the tops were to come into contact with any of these substances wash immediately with plenty of water. Active and quick maintenance is fundamental for maintaining the integrity of the marble which is a live and natural product that has the tendency to absorb all substances with which it comes into contact with.





# Materials and Finishes Maintenance

## Ceramics



### CERAMIC MARBLES



04 Statuario



05 Calacatta Gold



27 Calacatta



26 Eternal Gold



18 Rêve Perle



19 Rêve Bleu



20 Rêve Noisette




21 Rêve Choco



22 Brèche Capraia



23 Ombre De Caravage



24 Marble Gray



25 Yamuna



28 Alpine Gray



29 Alpine Brown




08 Onice Verde



09 Onice Grigio



10 Onice Avorio



32 Aosta Green



31 Connemarle Irish



30 Statuario Delicato

Ceramic tops do not require any particular maintenance, thanks to the high resistance and stability of the material.

### Regular maintenance

Cleaning can be carried out very simply using soft and clean cloths soaked in water, possibly adding neutral liquid detergent.

Dry the surface after cleaning is complete.

Do not use metal or abrasive brushes.

### Precautions


The use of products containing waxes, brighteners, strong acids (eg hydrofluoric, sulfuric, etc.) is not recommended because they could permanently damage the surface.

Remove any spills of staining liquids (like coffee, tea, red wine),caustic substances (such as oven cleaner), acids and colorants as soon as possible and rinse with water.

Ceramic tops are particularly resistant to thermal shocks, however we recommend the use of trivets to protect the surface over time.

Ceramic knives can damage the surface; therefore, we recommend to use cutting boards.

Avoid hitting the surface.



• Move the ceramic top always in vertical position.




• Approach the ceramic top to the structure on which it should be placed gradually tilting it.

# Materials and Finishes Maintenance

## Ceramics



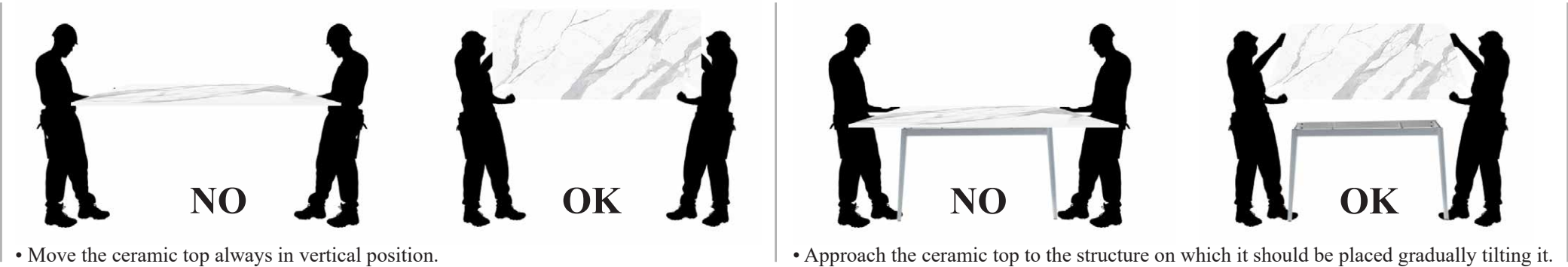
CERAMIC MARBLES WITH METALLIC EFFECT



Ceramic tops do not require any particular maintenance, thanks to the high resistance and stability of the material.

**Regular maintenance**  
Cleaning can be carried out very simply using soft and clean cloths soaked in water, possibly adding neutral liquid detergent.  
Dry the surface after cleaning is complete.  
Do not use metal or abrasive brushes.

**Precautions**  
The use of products containing waxes, brighteners, strong acids (eg hydrofluoric, sulfuric, etc.) is not recommended because they could permanently damage the surface.  
Remove any spills of staining liquids (like coffee, tea, red wine),caustic substances (such as oven cleaner), acids and colorants as soon as possible and rinse with water.  
Ceramic tops are particularly resistant to thermal shocks, however we recommend the use of trivets to protect the surface over time.  
Ceramic knives can damage the surface; therefore, we recommend to use cutting boards.  
Avoid hitting the surface.



# Materials and Finishes Maintenance

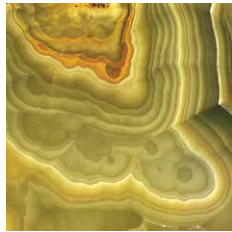
## Glass Marbles



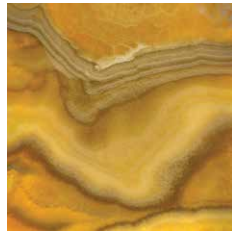
Rose Quartz



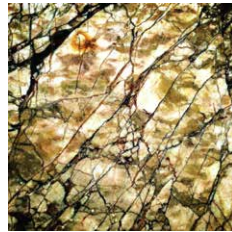
Blue Labradorite



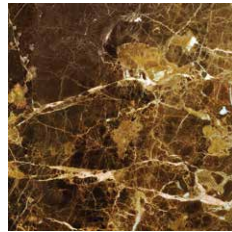
Green Onyx



Yellow Onyx



Dark Onyx



Brown Marble

Glass tops do not require any particular maintenance, thanks to the high resistance and stability of the material.

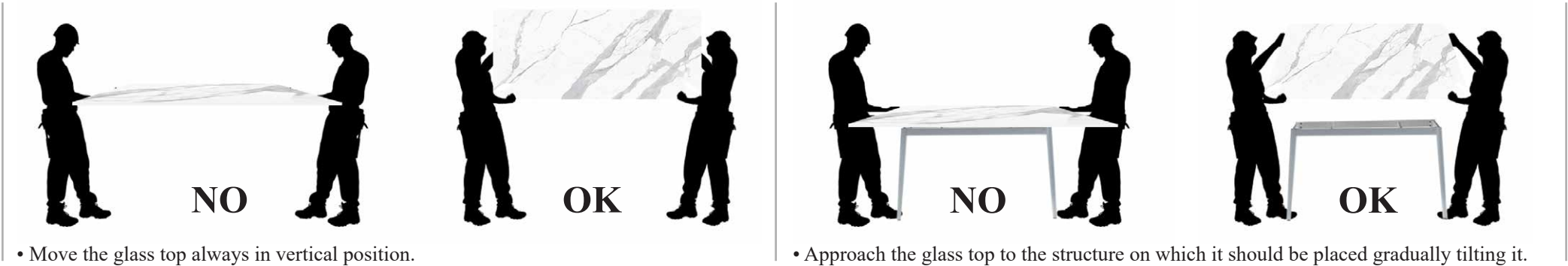
### Regular maintenance

Cleaning can be carried out very simply using soft and clean cloths soaked in water, possibly adding neutral liquid detergent.  
Dry the surface after cleaning is complete.  
Do not use metal or abrasive brushes.

### Precautions

Ceramic knives can damage the surface; therefore, we recommend to use cutting boards.

Avoid hitting the surface.





Is a trademark licensed to



DFN srl - Italy  
*via D. Albertario 50 – 61032 – Fano (PU)*  
*T. 00 39 0721 1835821*  
*e-mail: [info@dfnsrl.com](mailto:info@dfnsrl.com)*

[www.dfnsrl.com](http://www.dfnsrl.com)