




KITCHEN APPLIANCES





Enjoy outdoor living in every occasion: this is the soul of Outdoor Kitchens by Samuele Mazza that complete and enhance his glamour furniture proposal.

Ease of use, optimal performance, extreme versatility. Different proposals that take care of all the prerogatives that characterize the collection. Unique shapes, precious details, unusual finishes, cutting-edge technology: these are the ingredients for a new kitchens range designed to pave the way for new trends on outdoor luxury furnish.

– BARBECUE  
*only for outdoor use*

Aurora A790i Built in grill

A790i-6EAN\*-W (Optional Magic View Window shown)



Superior design and engineering power the Aurora’s unparalleled performance. The Aurora delivers cooking versatility, durability and longevity in a beautifully crafted machine.

KEY FEATURES:

- Diamond Sear Cooking Grids
- Analog Thermometer
- Hot Surface Ignition
- Comfort touch knobs
- Halogen Interior Lights
- Cast Stainless Steel Burner

- Gourmet Face
- Available without Magic View Window
- **SPECIFICATIONS:**
- Cooking Surface: 91w x 56d cm
- Warming Rack: 91w x 20d cm
- Main burners: 26 KW
- Backburner: 6 KW
- Cut out Dimensions: 96w x 60d x31h cm

AVAILABLE ALSO IN SMALLER DIMENSION FROM 65w x 50d x 31h cm

Regal I Drop-In Grill

34-S2S1N\*-A (with Backburner Rotisserie shown)



Uniquely and architecturally designed, this exclusive Drop In style grill will make your outdoor kitchen look and fee like a unique wonder. They are exclusively designed, space conscious unit for a unique look.

KEY FEATURES:

- Cast Stainless Steel Burners
- Features the new Diamond Sear trapezoid cooking grids
- Available without rotisserie backburner (Model # 34-S1S1N-A)

SPECIFICATIONS:

- Cooking Surface:76w x 46d cm
- Warming Rack: 76w x 20d cm
- Main burners: 19 KW
- Backburner: 6.4 KW
- Cut out Dimensions: 105w x 52d x46h cm





SBQ 1000 GX





AISI 316  
Stainless Steel



GAS  
powered



Fry Top



Gas  
barbecue  
range



Steel Grill  
Racks



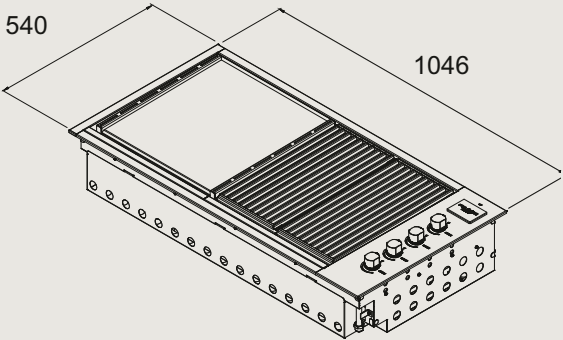
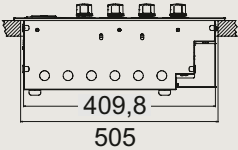
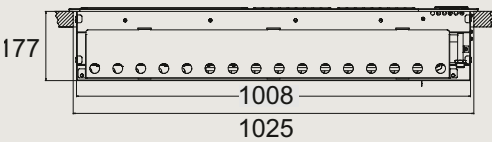
Gas  
Safety



< 100 >  
External  
dimension  
100 cm

- ◆ In AISI 316 stainless steel 316 (suitable for salty environments)
- ◆ Side controls
- ◆ Steel knobs
- ◆ 4 gas burners, can be used both with NG and LPG, total power 14 kW
- ◆ 2 stainless steel grills
- ◆ 1 Stainless steel surface (fry top)
- ◆ 2 removable containers for oil and residues

- front cooking and 3 under the burners
- ◆ Temperature sensor (only on cover SBQHL 1000 X)
  - ◆ Electronic battery ignition
- Accessories upon request:
- ◆ SBQLL 1000 slim cover with feet
  - ◆ SBQHL 1000 high cover for closed cooking



COVERS

SBQHL 1000 X



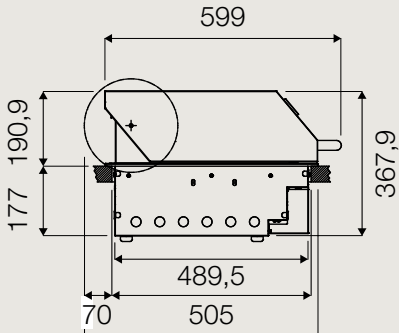
**HIGH LID**  
In AISI 316 stainless steel  
For oven-style cooking  
Thermometer



AISI 316  
Stainless Steel



High Stainless  
Steel Cover



SBQLL 1000 X



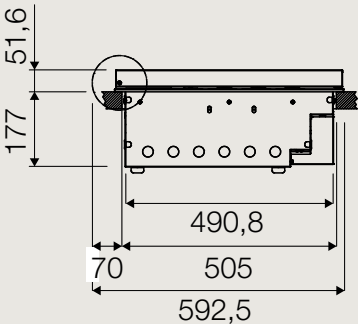
**SLIM LID**  
In AISI 316 stainless steel  
with foot supports



AISI 316  
Stainless Steel



Low Stainless  
Steel Cover





BARBECUE GAS  
LAVA STONE

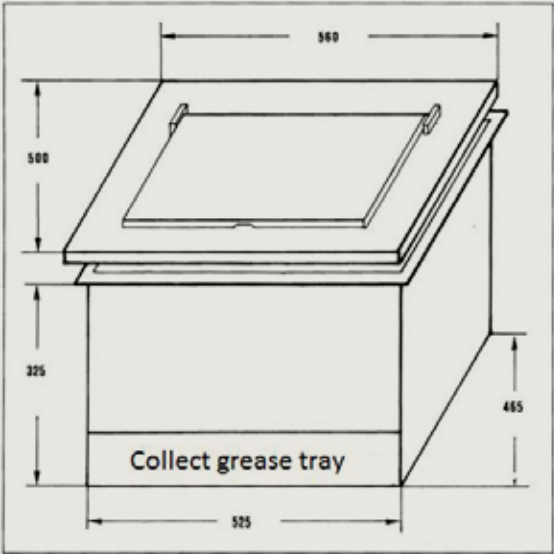


Technical data

**DIMENSIONS/WEIGHT:**  
cm 56W x 50D x 32,5 H - Gross Weight KGS 40.0  
**POWER:**KW: 4,5  
**DIMENSIONS OF COOKING AREA:**cm 36 X 41  
**GAS CONSUMPTION:** KW: 4,5 KGS/H: 0.345

The recessed lava stone grill is suitable for any baking, can be located both inside and outside, and recessed in kitchens. All this is possible thanks to the triple wall that allows the barbecue to not become hot in the areas where it is in contact with the furniture. The barbecue can run on either LPG to natural gas, turning on with a single movement thanks to its piezo-

electric ignition. The grid is divided in two parts and its particular “S” form allows you to not drop the fat on the glowing stone, avoiding unnecessary sudden flare and reducing the production of smoke during cooking. The screen can be tilted in two different positions allowing the fat to flow towards the drip tray placed on the bottom of the brazier.



BARBECUE WOOD CHARCOAL

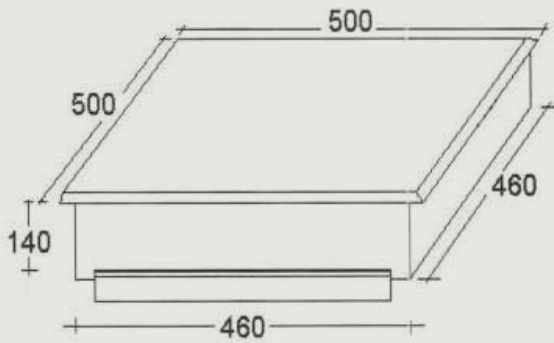


Technical data

**DIMENSIONS/WEIGHT:**  
CM: 50 W X 50 D X 21 H

**DIMENSIONS OF COOKING AREA:**  
CM: 40 X 40

- ♦ Stainless steel structure
- ♦ Ash drawer made of stainless steel
- ♦ Removable stainless steel charcoal grill
- ♦ Barbecue cover made of stainless steel







– GRILL

CPH 402 ID TC X







Glass ceramic surfaces



Touch Control



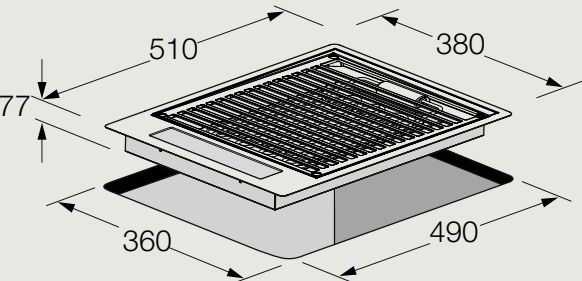
Timer



External dimension 40 cm

**INDUCTION HOB**  
Glass ceramic surface with stainless steel frame  
**PERFORMANCE**  
2 independent cooking areas  
End-of-cooking timer for every hotplate  
End-of-cooking alarm  
**FEATURES**  
Touch controls  
Digital power level indicator

Optional flush and semi-flush top installation  
**SAFETY**  
Safety switch  
(to prevent accidental use)  
Residual heat indicator (H)  
**STANDARD ACCESSORIES**  
Scraper to clean surfaces  
Power cord and plug



CPH 402 ID TY TC X





Teppanyaki Cooking



Touch Control



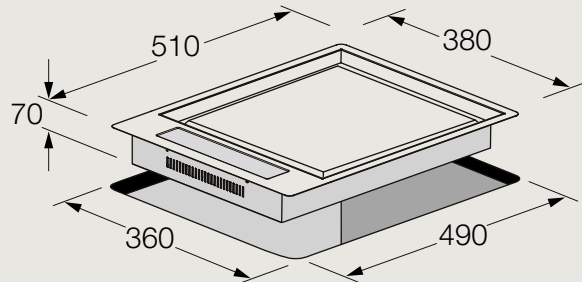
Timer




External dimension 40 cm

**TEPPAN YAKI INDUCTION HOBS**  
Stainless steel finish  
**PERFORMANCE**  
2 independent cooking areas  
End-of-cooking timer for each area  
End-of-cooking alarm  
**FEATURES**  
Touch controls  
Digital power level indicator  
10 mm thick stainless steel plate  
Food residues collection channel

surrounding the plate  
Optional flush and semi-flush top installation  
**SAFETY**  
Safety switch  
(to prevent accidental use)  
Residual heat indicator (H)  
**STANDARD ACCESSORIES**  
Power cord and plug



CPH 401 BQ TC X



**ELECTRIC BARBECUE GRILL**

Stainless steel finish

**PERFORMANCE**

Barbecue with lava stone inside

Grilling with water inside

**FEATURES**

Touch controls

12-Level electronic programming

Cooking timer up to 99 min.

Operation indicator

Removable, stainless steel tub

Optional flush or semi-flush top installation

**SAFETY**

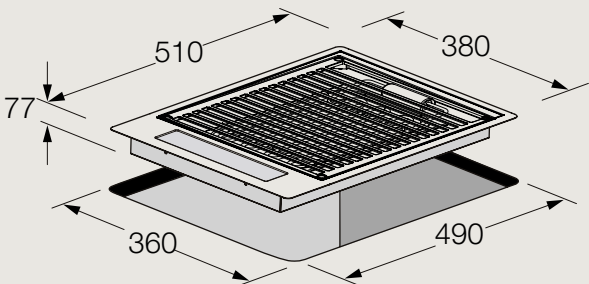
Safety switch

(to prevent accidental use)

**STANDARD ACCESSORIES**

Black tempered glass cover

Power cord with plug



**GRILL STATION**

ONLY FOR OUTDOOR USE



This single searing station flash cooks up to 24,000 BTU's and up to 1000 degrees of infared heat looking in juices for tender meat and full flavor upon Diamond Sear cooking grids. Perfect for an amazing seared steak.

**SPECIFICATIONS:**

- ♦ Burners: 24,000 BTU's
- ♦ Cut out dimensions: 36w x 58d x 31h cm



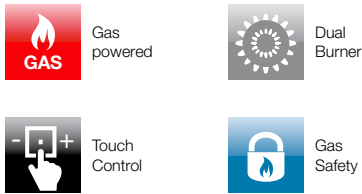


– COOKER HOBS

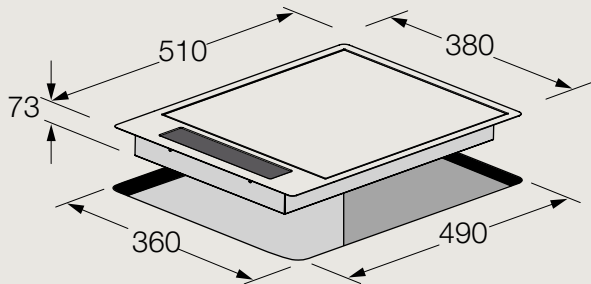
CPH 401 GDWK TC X



- GAS HOB**
- Stainless steel finish
- PERFORMANCE**
- 4.0 kW Wok burner
- DUAL regulation (separate controls)
- Special long cooking at a low temperature (up to 4 h)
- Automatic burner cut-off timer
- Automatic re-ignition
- FEATURES**
- Touch controls




- Cast iron grid
- Optional flush or semi-flush top installation
- SAFETY**
- Gas detection and stop gas system
- Switch to prevent accidental use
- Residual heat indicator (H)
- STANDARD ACCESSORIES**
- Cast iron adaptor for Woks
- Cast iron reducer for small pans
- Power cord with plug



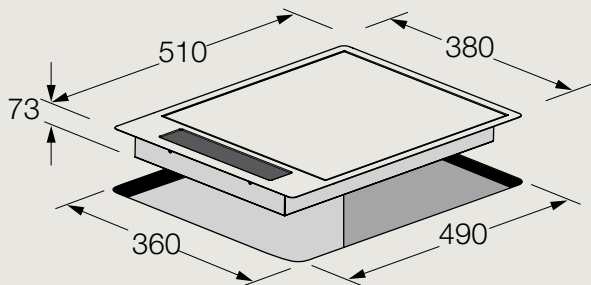
CPH 402 G TC X



- GAS HOB**
- Stainless steel finish
- PERFORMANCE**
- 2 Burners
- Special long cooking at a low temperature (up to 4 h)
- Automatic burner cut-off timer
- Automatic relighting
- FEATURES**
- Touch controls
- Cast iron grid




- Optional flush or semi-flush top installation
- SAFETY**
- Gas detection and stop gas system
- Switch to prevent accidental use
- Residual heat indicator (H)
- STANDARD ACCESSORIES**
- Cast iron reducer for small pans
- Power cord with plug






CPH 401 GDWK X







Gas powered



Dual Burner



Gas Safety



External dimension 40 cm

SAFETY

Gas detection and stop gas system

STANDARD ACCESSORIES

Cast iron adaptor for Woks

Cast iron reducer for small pans

Power cord with plug

GAS HOB

Stainless steel finish

PERFORMANCE

4.0kW Wok burner

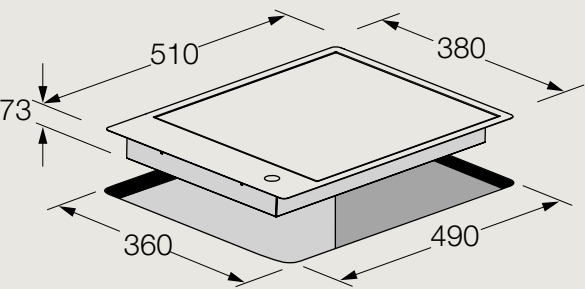
DUAL Regulation

FEATURES

Knobs in Professional stainless steel.


Cast iron grid

Optional flush or semi-flush top installation




CPH 402 G X






Gas powered



Gas Safety



External dimension 40 cm

SAFETY

Gas detection and stop gas system

STANDARD ACCESSORIES

Cast iron reducer for small pans

Power cord with plug

GAS HOB

Stainless steel finish

PERFORMANCE

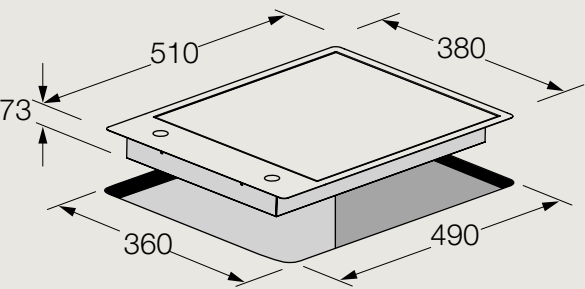
2 gas burners

FEATURES

Knobs in Professional stainless steel.

Cast iron grid

Optional flush or semi-flush top installation



CPH 402 ID TY TC X



TEPPAN YAKI INDUCTION HOB

Stainless steel finish

PERFORMANCE

2 independent cooking areas

End-of-cooking timer for each area

End-of-cooking alarm

FEATURES

Touch controls

Digital power level indicator

10 mm thick stainless steel plate



Teppanyaki Cooking



Touch Control



Timer



External dimension 40 cm

Food residues collection channel

surrounding the plate

Optional flush and semi-flush top installation

SAFETY

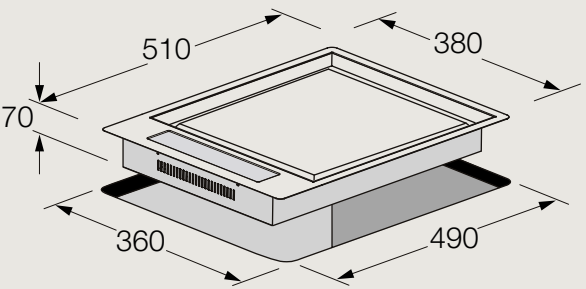
Safety switch

(to prevent accidental use)

Residual heat indicator (H)


STANDARD ACCESSORIES

Power cord and plug




CPH 402 ID TC X







Glass ceramic surfaces



Touch Control



Timer



External dimension 40 cm

INDUCTION HOB

Glass ceramic surface with stainless steel frame

PERFORMANCE

2 independent cooking areas

End-of-cooking timer for every hotplate

End-of-cooking alarm

FEATURES

Touch controls

Digital power level indicator

Optional flush and semi-flush top installation

SAFETY

Safety switch

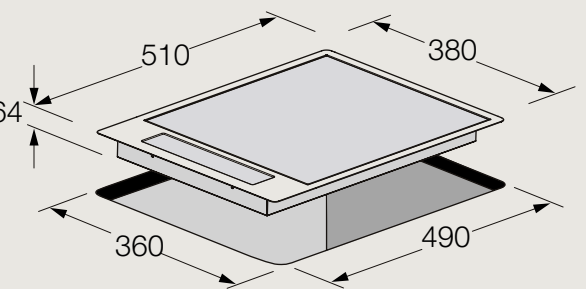
(to prevent accidental use)

Residual heat indicator (H)

STANDARD ACCESSORIES

Scraper to clean surfaces

Power cord and plug







CPH 402 ID X




**INDUCTION HOB**  
Glass ceramic finish with stainless steel frame  
**PERFORMANCE**  
2 independent cooking areas  
End-of-cooking timer for each area  
Booster for rapid heating  
Automatic heating  
End-of-cooking alarm  
**FEATURES**  
Knobs in Professional stainless steel.




Glass ceramic surfaces



Power Booster

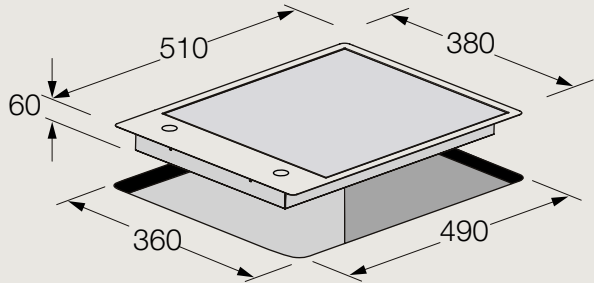


Timer



External dimension 40 cm


Digital power level indicator  
Optional flush and semi-flush top installation  
**SAFETY**  
Safety lock  
(to prevent accidental use)  
Residual heat indicator (H)  
**STANDARD ACCESSORIES**  
Scraper to clean surfaces  
Power cable




CPH 401 ID X




**INDUCTION HOB**  
Glass ceramic finish with stainless steel frame  
**PERFORMANCE**  
1 large cooking area  
End-of-cooking timer  
Booster for rapid heating  
Automatic heating  
End-of-cooking alarm  
**FEATURES**  
Knobs in Professional stainless steel.




Glass ceramic surfaces



Power Booster

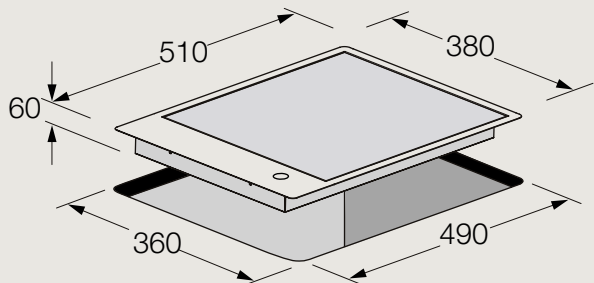


Timer



External dimension 40 cm

Digital power level indicator  
Optional flush and semi-flush top installation  
**SAFETY**  
Safety lock  
(to prevent accidental use)  
Residual heat indicator (H)  
**STANDARD ACCESSORIES**  
Scraper to clean surfaces  
Power cable



CHELON DOUBLE SIDE BURNER



Model Number: 3280  
Drops into the top of island. Features include 15,000 BTU's sealed burner, precise flame control valve and stainless steel cover.

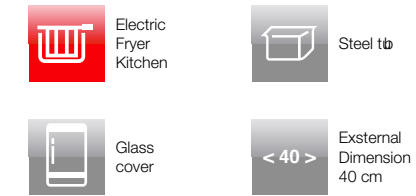
SPECIFICATIONS:

- ♦ Burners: 15,000 BTU's
- ♦ Cutout dimensions: 22,5w x 37d cm



– FRYER

CPH 401 FR TC X



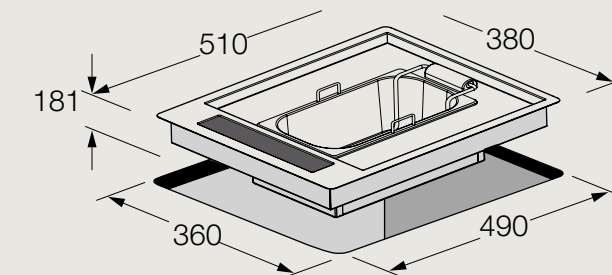
**ELECTRIC FRYER, SERIES 40**

- ♦ Plano style (built-in flush or semi-flush top)
- ♦ Removable stainless steel tub
- ♦ Steel basket for frying, with tippable handle
- ♦ Vitroceramic control insert
- ♦ Front sensor controls
- ♦ Continuous temperature regulation from 40 °C to 200 °C
- ♦ Probe for maintaining the oil temperature constant
- ♦ Protection against overheating of the oil
- ♦ Sensor for locking functions and ignition

- ♦ Connection cable with plug

**ACCESSORIES**

- ♦ Black tempered glass cover black with grip





– OVEN

FCMO 4511 TM X



Fingerprint proof stainless steel



Stainless steel interiors



Automatic cooking



CLEAN Programmes Automatic Cleaning



Microwave cooking



Safe Door



Power (MW)  
1000 W



Thawing

**COMBINED  
MICROWAVE OVEN**

CREACTIVE operating system

Finish: Touch proof stainless steel

**PERFORMANCE**

10 combined functions

Automatic cooking

Pre-selected and customizable recipes (weight, temperature, cooking time)

Microwave mode (6 levels) Combined

Microwave and fan assisted mode

Combined cooking mode

Microwave and grill mode

Defrosting by time and weight

**FEATURES**

Control panel with touch controls

Stainless steel interior

Internal lighting

Internal capacity 34 litres

**SAFETY**

Safety door

Door with safety lock

Door contact switch

Control panel safety function

Tangential cooling ventilation

**STANDARD ACCESSORIES**

1 round grill rack

1 stainless steel tray

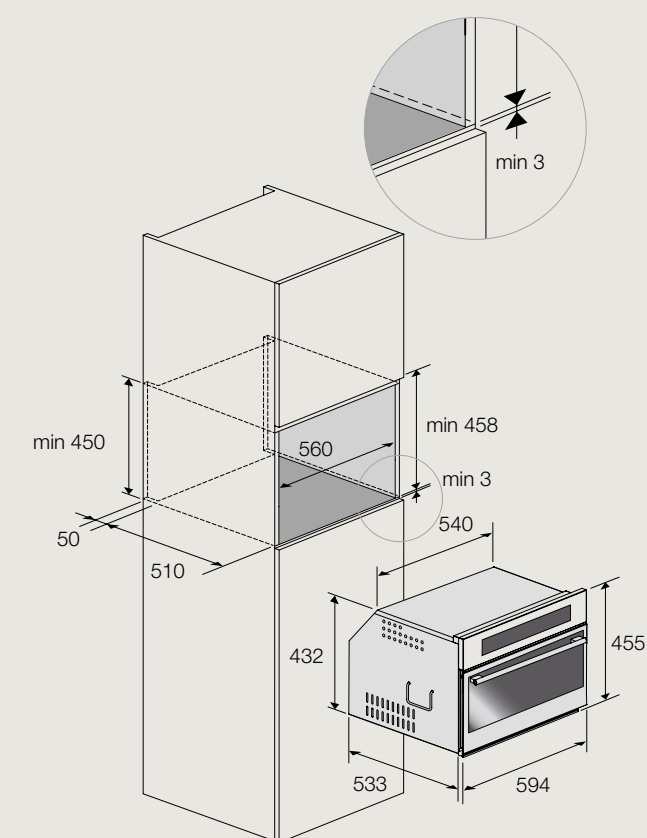
with grill support

1 glass turntable

Power cord with plug

**COMPATIBLE WITH:**


Warming drawer CWD 15 X








FCSO 4511 TM X





- 


Fingerprint proof stainless steel
- 


Stainless steel interiors
- 


Energy Class Efficiency
- 


Steel Grill Racks
- 

Steam Cooking
- 

Steam lime scale filter
- 

Automatic cooking
- 

CLEAN Programmes Automatic Cleaning
- 

Temperature measurement probe
- 

Safe Door

**COMBINED STEAM OVEN**  
CREACTIVE operating system  
Energy Class A++  
Finish: Touch proof stainless steel

**PERFORMANCE**  
12 functions  
Automatic cooking with pre-selected and customizable recipes (weight, temperature, cooking time)  
Steam system  
Combined cooking functions

Steam recovery cycle  
CLEAN, assisted cleaning cycle for oven interior and steam circuit


**FEATURES**  
Control panel with touch controls  
Magnetic water filter  
Stainless steel interiorl  
Internal lighting  
Internal capacity 34 litres


**SAFETY**  
Safety door  
Door contact switch  
Control panel safety function  
Tangential cooling ventilation  
**STANDARD ACCESSORIES**  
Meat probe  
1 micro-perforated pan with stainless steel cover  
1 stainless steel tray  
1 flat rack  
Water tank


Power cord with plug  
**OPTIONAL ACCESSORIES**  
6 Gastronorm containers with cover in stainless steel, with steel rack.  
COMPATIBLE WITH:  
Warming drawer CWD 15 X


FCO 4512 TM X





- 


Fingerprint proof stainless steel
- 


Steel Grill Racks
- 

Automatic cooking
- 

CLEAN Programmes Automatic Cleaning
- 

Multi-level cooking
- 

Safe Door
- 

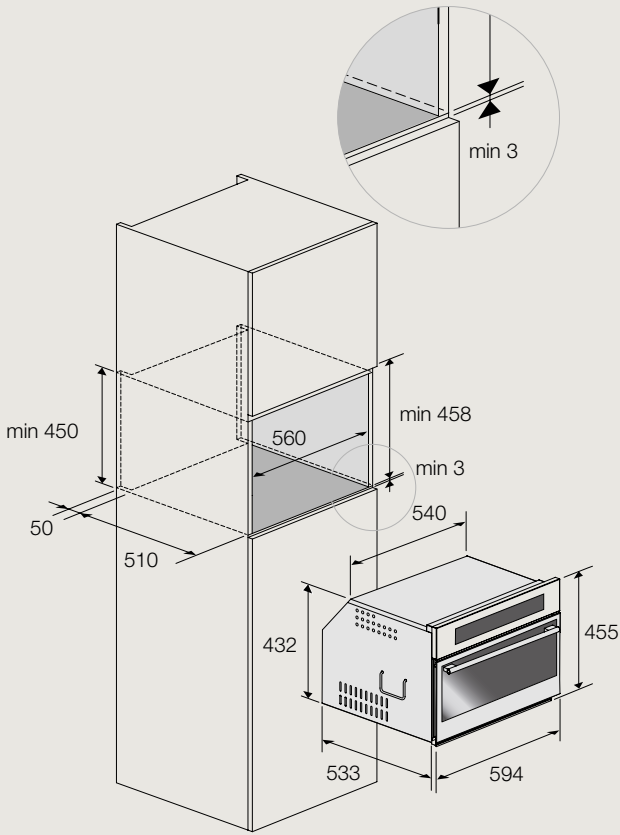
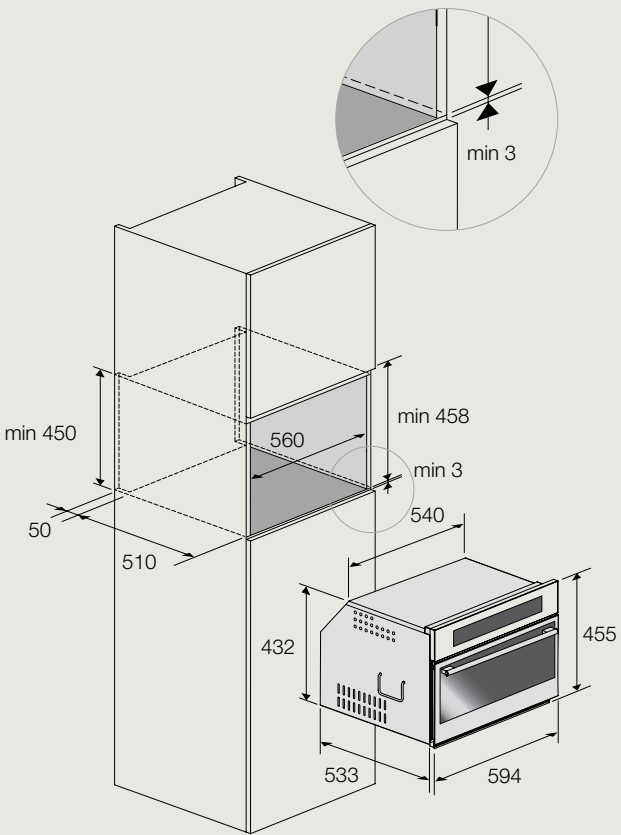
Stainless steel interiors
- 

Energy Class Efficiency

**ELECTRONIC MULTIFUNCTION OVEN**  
CREACTIVE operating system  
Energy Class A+  
Finish in fingerprint resistant stainless steel

**PERFORMANCE**  
14 cooking modes  
Pre-selected and customizable recipes (weight, temperature,cooking time)  
CLEAN, assisted oven cleaning cycle  
BOOST, rapid pre-heating  
**FEATURES**  
Control panel with touch controls

Stainless steel interior  
Internal lighting  
Internal capacity 34 litres  
**SAFETY**  
Safety door  
Control panel safety function  
Tangential cooling ventilation  
**STANDARD ACCESSORIES**  
Removable Pizza Stone  
Stainless steel tray with rack  
Flat rack  
Power cord with plug  
**COMPATIBLE WITH:**  
Warming drawer CWD 15 X



– WARMING DRAWER

CWD 15 X



- Sliding Telescopic Rails
- Slow cooking
- Fingerprint proof stainless steel
- Warming function
- Bevelled glass
- Push Opening
- Leavening
- Timer
- Internal Ventilation Air +

WARMING DRAWER

Front panel, height 15 cm

Push to open system

Fully removable

PERFORMANCE

Pre-heat dishes

Pre-heat coffee cups

Keep warm ready food

Defrosting

Leavening dough

Slow cooking at 70°C

FEATURES

Internal shelf surface

in black tempered glass

Internal lighting

Fan assisted

Adjustable thermostat from 40°C to 70°C

Automatic cut-off timer

Operation indicator

Safety front

STANDARD ACCESSORIES

Telescopic rails

for sliding open

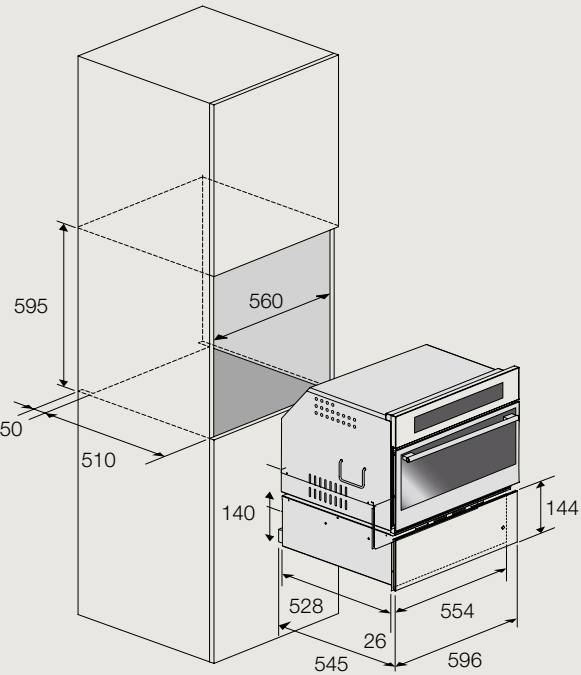
Power cord with plug

COMPATIBLE WITH:

FCSO 4511 TM X

FCMO 4511 TM X

FCO 4512 TM X





– WINE CELLAR

FWC 4522 TC X



CELLAR FOR KEEPING WINE

Instrument panel with sensor controls  
Digital display for temperature reading

CHARACTERISTICS


- Dark interior compartment
- LED lighting
- Shelves with wood slats
- Partial-extension guides
- Installable in column



Digit Control



Internal Ventilation:



Fingerprint proof stainless steel



LED lighting



Touch Control




Wine



22 bottle capacity



Telescopic Rails 3 levels



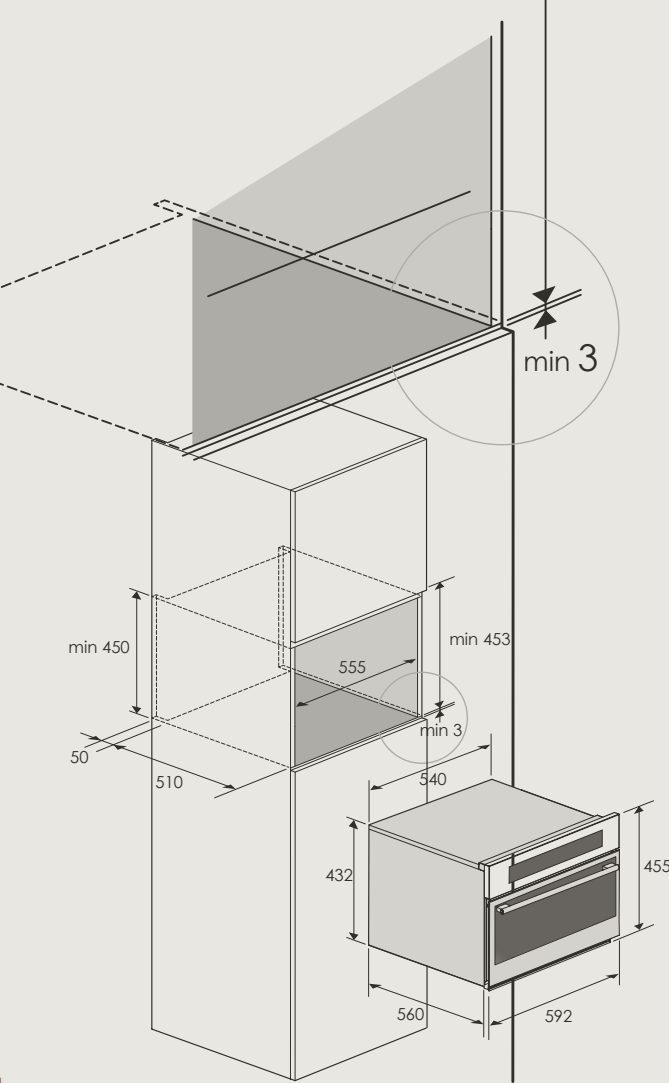
Book opening door

Alignable with other models of the Compact series

FEATURES

Temperature regulation from 5 °C to 22 °C  
Storage capacity: 24 76- diam.bottles. 76 mm

**COMBINABLE WITH:**  
Food warmer drawer 15 cm



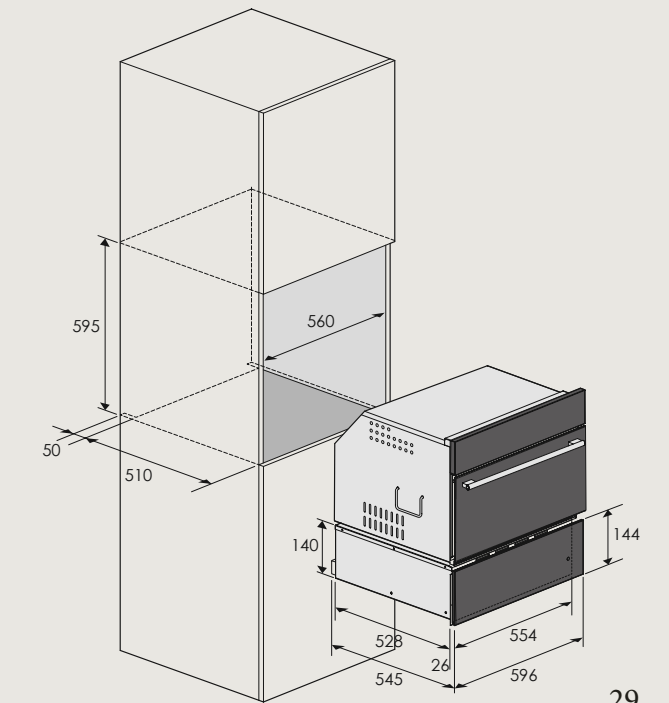
DRAWER



OBJECT-HOLDER DRAWER

Opening with push/pull system  
Totally removable  
Non-slip internal shelf surface, removable

**COMBINABLE WITH:**  
FWC 4522 TC X

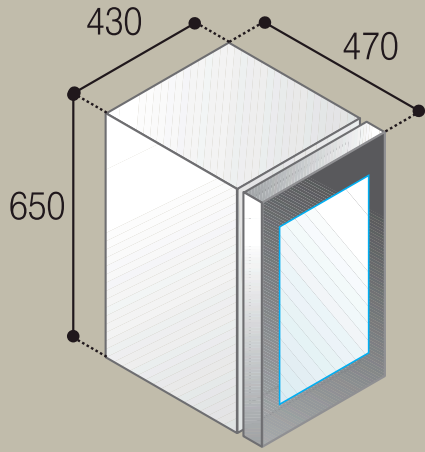





WINE CELLAR DCW 62



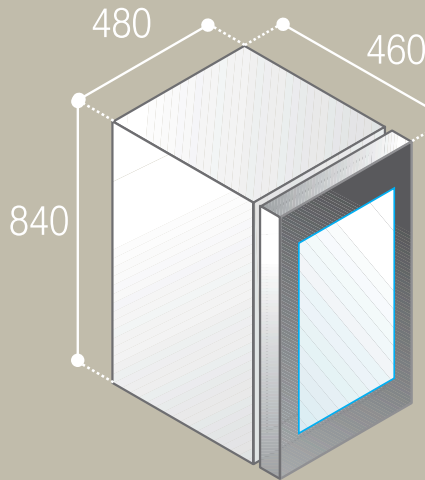

**TOTAL VOLUME**  
62 lt  
**NET WEIGHT**  
21 Kg  
**POWER SUPPLY**  
12/24 Vdc  
100/240 Vac 50-60Hz  
**CONSUMPTION**  
0,40 kWh/24h



WINE CELLAR DCW 95



**TOTAL VOLUME**  
95 lt  
**NET WEIGHT**  
26 Kg  
**POWER SUPPLY**  
12/24 Vdc  
100/240 Vac 50-60Hz  
**CONSUMPTION**  
0,60 kWh/24h



ONLY FOR CABINET



– FRIDGE and ICE MAKER



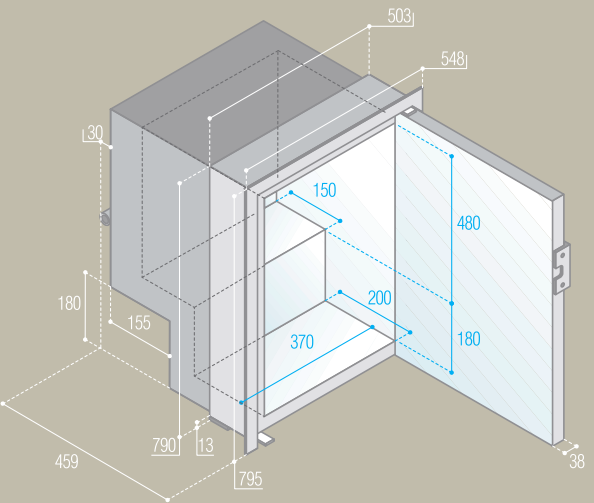


C85iX



**TOTAL VOLUME**  
85 lt  
**FREEZER COMPARTMENT**  
12,8 lt  
**NET WEIGHT**  
27 Kg  
**POWER SUPPLY AND NOMINAL CONSUMPTION**  
12/24 Vdc  
45 W

ONLY FOR CABINET

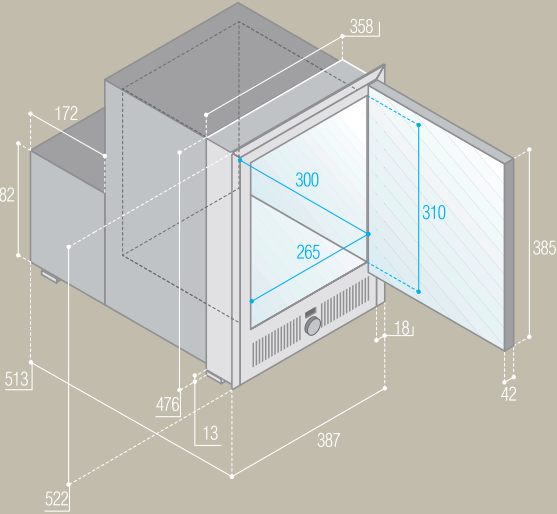


HIM HYDRO XTP



**NET WEIGHT**  
28 Kg  
**POWER SUPPLY AND NOMINAL CONSUMPTION**  
230 Vac 50 Hz  
140 W

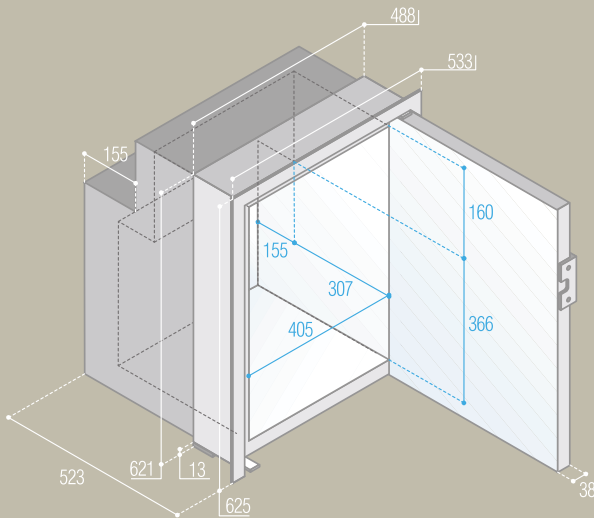
12 Vdc  
64 W



C90iX



**TOTAL VOLUME**  
90 lt  
**FREEZER COMPARTMENT**  
9,8 lt  
**NET WEIGHT**  
25 Kg  
**POWER SUPPLY AND NOMINAL CONSUMPTION**  
12/24 Vdc  
45 W



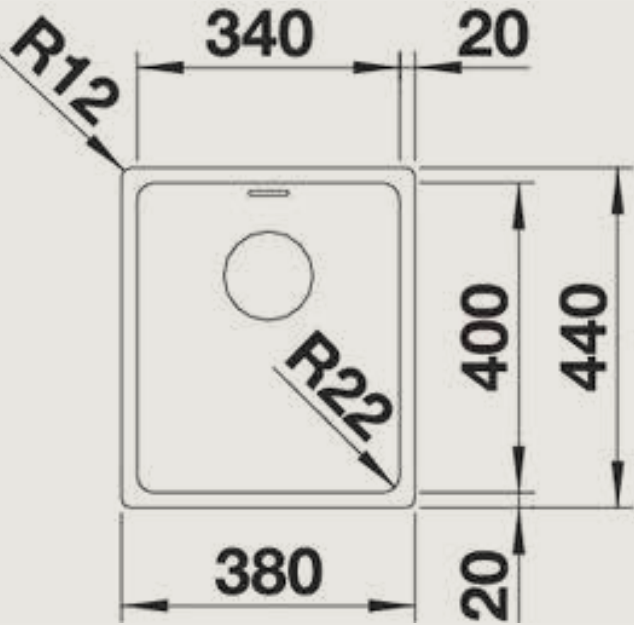


STAINLESS STEEL SINK  
ANDANO 340-IF



DETAILS

Cabinet Width: 40 cm  
Bowl depth: 190 mm

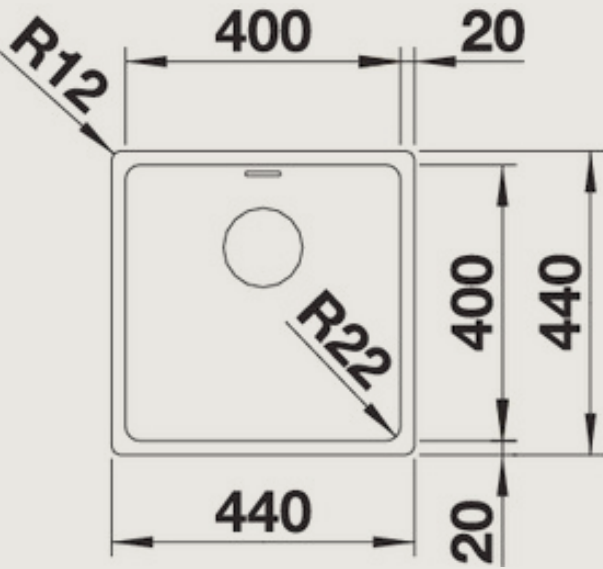


STAINLESS STEEL SINK  
ANDANO 400-IF



DETAILS

Cabinet Width: 45 cm  
Bowl depth: 190 mm

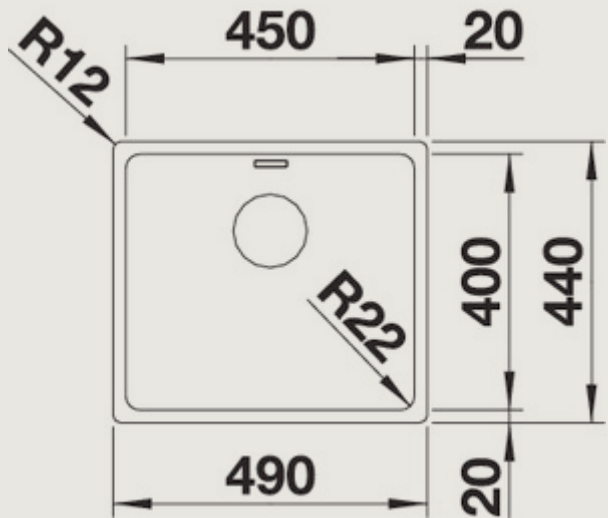


STAINLESS STEEL SINK  
ANDANO 450-IF



DETAILS

Cabinet Width: 50 cm  
Bowl depth: 190 mm

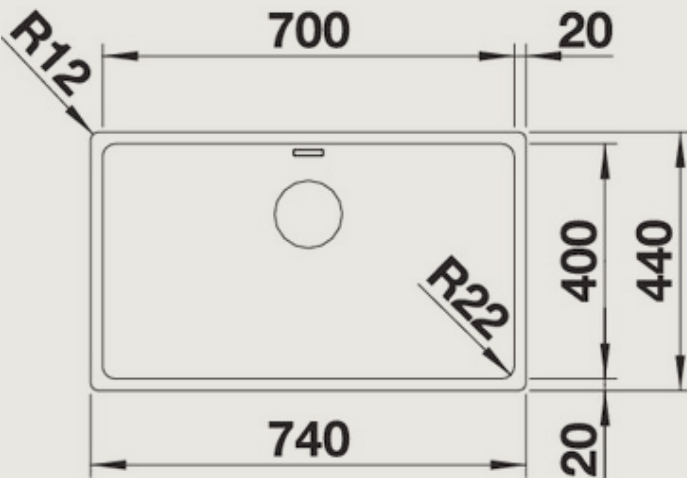


STAINLESS STEEL SINK  
ANDANO 700-IF



DETAILS

Cabinet Width: 80 cm  
Bowl depth: 190 mm

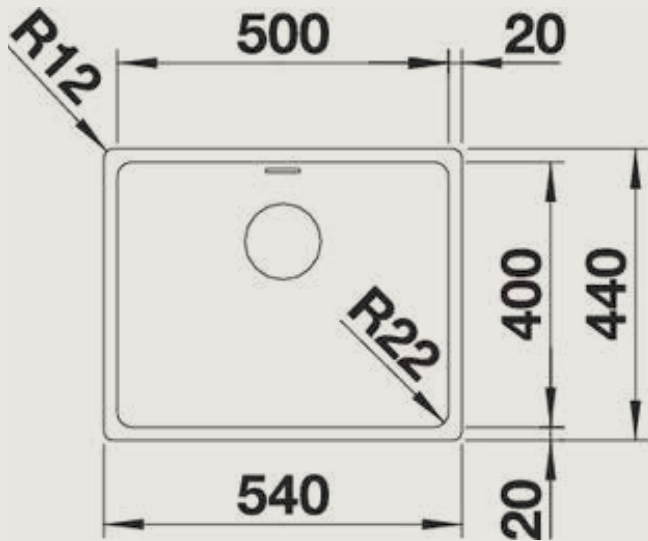


STAINLESS STEEL SINK  
ANDANO 500-IF



DETAILS

Cabinet Width: 60 cm  
Bowl depth: 190 mm

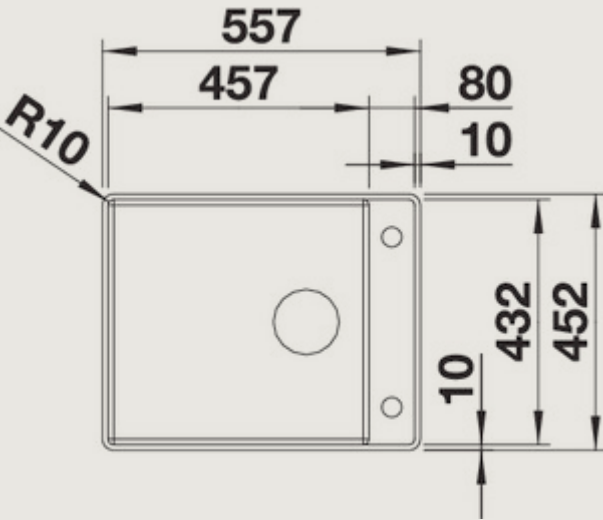


STAINLESS STEEL SINK  
ATTICA 60/A



DETAILS

Cabinet Width: 60 cm  
Bowl depth: 175 mm



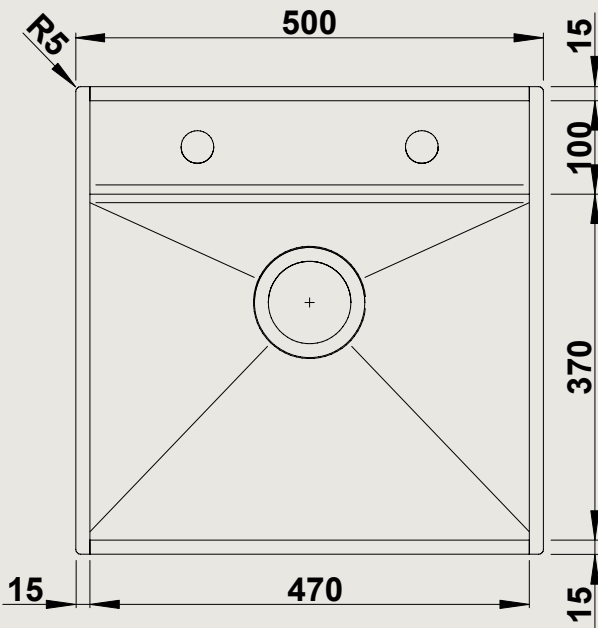


STAINLESS STEEL SINK  
SM 500



DETAILS

Cabinet Width: 50 cm  
Bowl depth: 222 mm

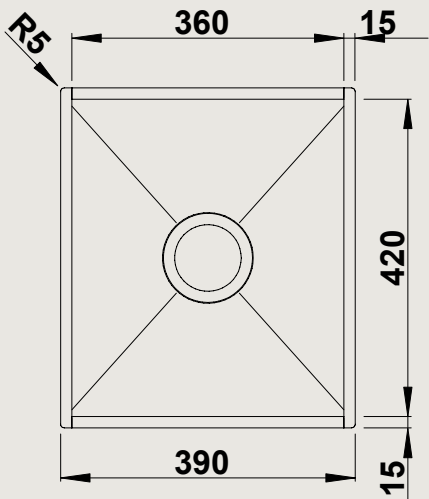


ICE BUCKET



DETAILS

Cabinet Width: 60 cm  
Bowl depth: 190 mm

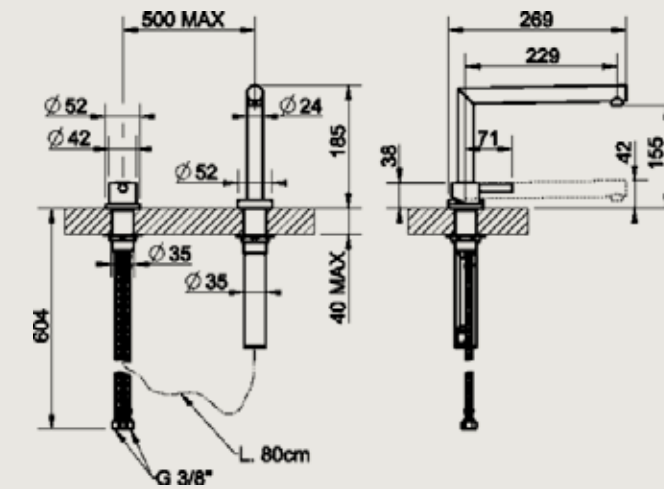


## RETRACTABLE MIXER TAP MT 0



**SINGLE LEVER TELESCOPIC MIXER**  
 EAN13: 8017709108311  
 Chrome finish  
 Single remote lever control  
 Single level valve installed separately (no more  
 than 50cm away from the spout)

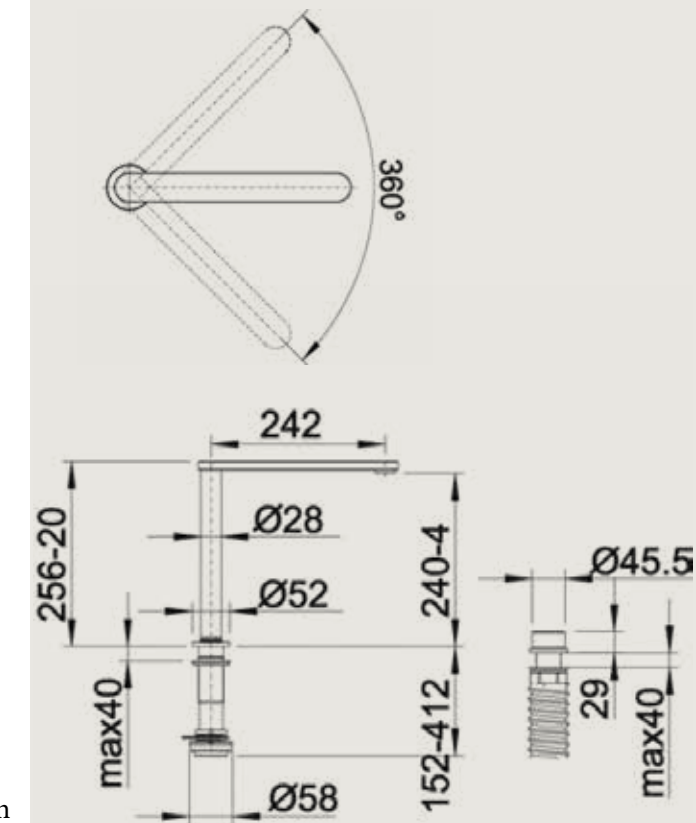
Spout swivels 360° with aerator  
Braided stainless steel connection hoses  
Minimum water pressure 0.5 bar  
Possibility of installation underneath the window

RETRACTABLE MIXER TAP  
ELOSCOPE

## DETAILS

- ◆ Spout can be retracted and swivelled by 360°
- ◆ 2 x 35 mm Ø tap holes required for tap and operating lever
- ◆ With ceramic disk cartridge
- ◆ Flexible connector pipes, 750 mm long and 3/8" nut for particularly easy installation

- ◆ Patented jet regulator for markedly reduced scaling
- ◆ Stabilisation plate to increase the stability of the tap when fitted in stainless steel sinks
- ◆ LGA approved
- ◆ Planned for DVGW certificate



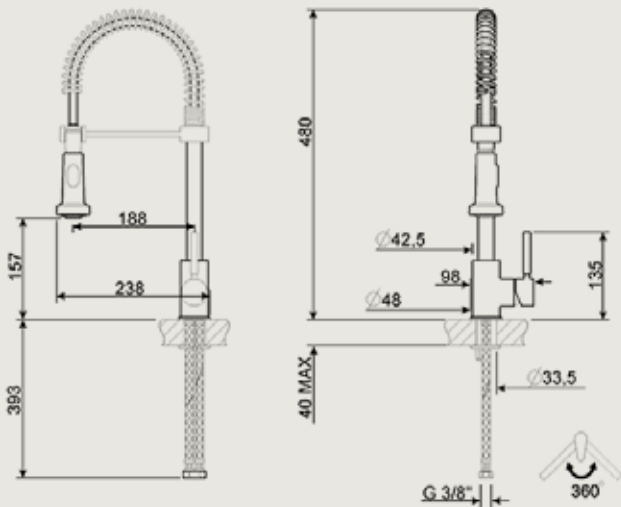


MID 9 CR



**SINGLE LEVER MIXER WITH PULL OUT  
SPRAY**  
EAN13: 8017709216948  
Chrome finish  
Single lever mixer  
Double jet spray

Flexible pull out spray nozzle with clip in option  
Aerator  
Spout swivels 360°  
Ceramic disc  
Smeg



– COFFEE MACHINE

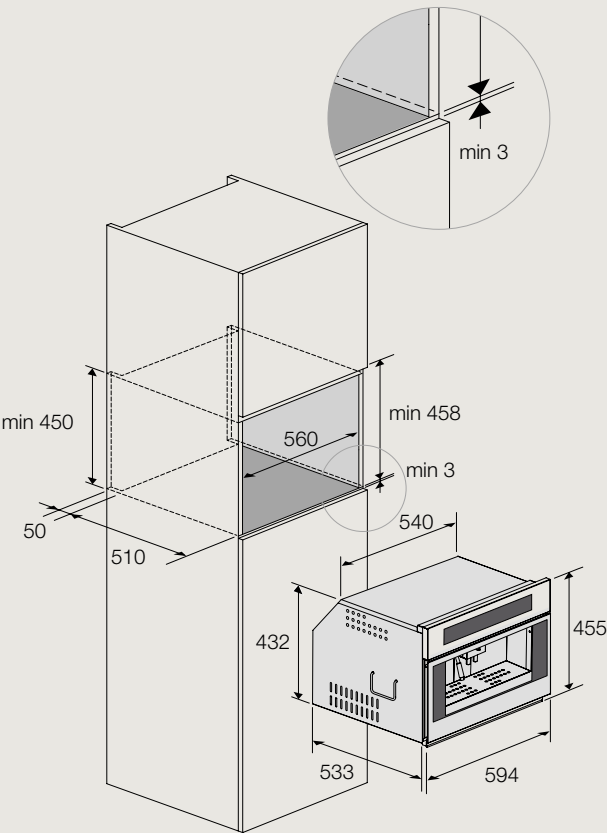
FCM 4509 TC X



- Digit Control
- Coffee quantity selector
- Fingerprint proof stainless steel
- Coffee sensor
- Touch Control
- 2 cup programme
- Push Opening
- Boiling water
- Coffee beans
- Cappuccino maker
- Coffee strength selector
- LED lighting
- CLEAN Programmes Automatic Cleaning

- FULLY AUTOMATIC MACHINE
- FOR COFFEE, MILK, HOT DRINKS, STEAM
- Finish in fingerprint resistant stainless steel
- PERFORMANCE
- Espresso / 2 x Espresso.
- Coffee / 2 x Coffee
- White coffee.
- Latte macchiato.
- Cappuccino.
- Milk froth.
- Warm milk.
- Hot water.
- Water heating Time 3 minutes
- Automatic cleaning cycle
- Stand-by (energy saving)
- FEATURES
- Touch control panel
- Coffee bean grinder
- Coffee bean container (400 g)
- 2.5 L water tank
- Ground coffee container

- Height adjustable dispenser
- Steam spout
- Drip tray
- Telescopic rails
- SAFETY
- Water hardness setting
- Coffee and water refill indicators
- Ground coffee container to empty indicator
- Cleaning indicator
- Lime scale filter indicator
- STANDARD ACCESSORIES
- Telescopic rails
- Lime scale filter
- Power cord with plug
- ACCESSORIES ON REQUEST
- Coffee accessories wooden container (CM DC 150)
- COMPATIBLE WITH:
- Fitted drawer CD15 cm
- Other COMPACT 45 models







Is a trademark licensed to

DFN srl - Italy  
*via D. Albertario 50 – 61032 – Fano (PU)*  
*T. 00 39 0721 1835821*

*e-mail: [info@dfnsrl.com](mailto:info@dfnsrl.com)*

[www.dfnsrl.com](http://www.dfnsrl.com)